

NEW CENTURY BALANCED

An Actively Managed Portfolio of Mutual Funds

Third Quarter 2008

Morningstar Ratings™

as of 9/30/08

3-Year ★★★★★
5-Year ★★★★★
10-Year ★★★★★
Overall ★★★★★

Tax Cost Ratio—0.80%[†]

Tax-Adjusted Return % Rank in Category—36[†]

Morningstar® Category

Equity

	Value	Blend	Growth
Large-Cap		█	
Mid-Cap			
Small-Cap			

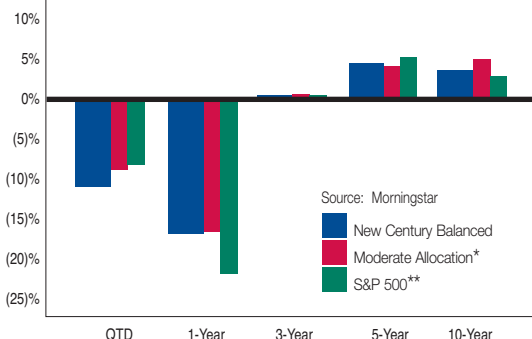
Source: Morningstar

Fixed-Income

	Short	Int.	Long
High			█
Medium			
Low			

Source: Morningstar

Performance



Source: Morningstar

Standard Deviation for the periods ended 9/30/08***

	3-yr	5-yr
New Century Balanced	9.07	8.54
Moderate Allocation	8.64	7.84
S&P 500	11.39	10.35

*A Morningstar category for funds that typically invest 50%-70% of assets in equities and the remainder in fixed income and cash.

**A widely followed benchmark of large firms' stock performance which includes 400 industrial firms, 40 financial stocks, 40 utilities and 20 transportation stocks.

***This statistic reflects the degree to which returns fluctuate around their average over a period of time. When a fund has a high standard deviation, the predicted range of performance is wide, implying greater volatility.

[†]The Morningstar Tax Cost Ratio measures how much a fund's annualized return is reduced by the taxes investors pay on distributions. Mutual funds regularly distribute dividends and capital gains to their shareholders.

Investors then must pay taxes on those distributions during the year they were received. The % Rank in Category is the fund's tax-adjusted total-return percentile rank for the specified time period relative to all funds that have the same Morningstar category. The most favorable rank is 1 and the least favorable is 100. Figures shown reflect the three-year period ended 9/30/08.

Fund Description

New Century Balanced is dedicated to a philosophy ... diversification can reduce risk without sacrificing performance. The Portfolio's objective is to earn income and, as a secondary objective, to provide capital growth. New Century maintains rigorous investment qualifications for the mutual funds in which it invests: strong performance, reasonable risk-adjusted returns and consistent management styles. Diversification does not assure or guarantee better performance and cannot eliminate the risk of investment loss.

Fund Highlights

- **Diversification** through a blend of value and growth investments allocated among large-cap, mid-cap, small-cap and international equity positions and among domestic, high-yield and foreign fixed-income positions.
- **Access to no-load mutual funds, institutional funds and ETFs**
- **Disciplined ranges in both equity and fixed-income categories reduce risk**
- **Investments are not limited to a single fund family or institution**
- **Active management** consistently monitors fund objectives and performance
- **Simplified year-end tax reporting** on a single tax statement


Annualized Returns as of September 30, 2008

	QTD	1-Year	3-Year	5-Year	10-Year
New Century Balanced	(11.11)%	(16.87)%	0.02%	4.59%	3.85%
Moderate Allocation	(8.94)	(16.40)	0.46	4.36	4.04
S&P 500	(8.37)	(21.98)	0.22	5.17	3.06

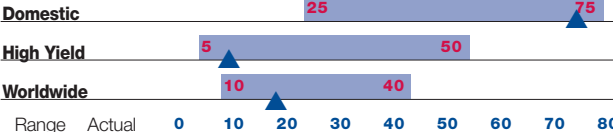
The performance data quoted represents past performance. The investment return and principal value of an investment will fluctuate so that an investor's shares, when redeemed, may be worth more or less than the original investment. Past performance does not guarantee future results, and current performance may be lower or higher than the performance data quoted. To obtain the most-recent month-end total returns, please contact us toll-free at 1-888-639-0102 or go to our website at www.newcenturyportfolios.com.

Active Management/Diversification

Equity Classes



Fixed Income Classes



Range Actual

Asset Allocation	Range	Actual
Equities	50-65%	57%
Fixed Income	25-50%	38%
Cash	0-10%	5%
Diversification-Equity Classes		
Large Cap	35-75%	45%
Mid Cap	0-25%	9%
Small Cap	0-25%	4%
International	0-30%	25%
Sector	0-30%	17%
Diversification-Fixed Income Classes		
Domestic	25-75%	73%
High Yield	5-50%	9%
Worldwide	10-40%	18%

All figures as of 9/30/08

Portfolio Management

Wayne M. Grzecki, Portfolio Manager and President of New Century Portfolios, has been with the Advisor since 1986. He has managed the New Century Capital and Balanced Portfolios since 1995 and the New Century Opportunistic and International Portfolios since their inception in November 2000.



NEW CENTURY
PORTFOLIOS



Fund Information and Statistics

Net Assets	\$73.5 million
NAV	\$12.16 as of 9/30/08
Minimum Initial Investment	\$1000, \$500 for IRA
Ticker Symbol	NCIPX
Load	No-Load
Inception Date	1/31/1989
Management Fee	1.00% up to \$100 MM 0.75% over \$100 MM
12b-1 Fees	0.25%
Direct Expense Ratio	1.35%
Acquired Fund Expense Ratio*	0.67%
Total Expense Ratio**	2.02%
Redemption Fee***	2.00% within 30 days
Distributor	Weston Securities Corporation 40 William Street, Suite 100 Wellesley, MA 02481
Memberships	FINRA and SIPC
Advisor	WestonFinancial
Brokerage Availability	Fidelity FundsNetwork-NTF, Pershing, TD Ameritrade-NTF, TD Ameritrade Institutional, UBS
Contact Us	1-888-639-0102 www.newcenturyportfolios.com

*The Acquired Fund Expense Ratio reflects the fees and expenses incurred by the New Century Balanced Portfolio for the fiscal year ended 10/31/07 as a result of its investment in other registered investment companies. These expenses are not incurred directly by shareholders.

**The Total Expense Ratio includes New Century Balanced Portfolio's Direct Expense Ratio of 1.35% and the Acquired Fund Expense Ratio of 0.67% for the period ended 10/31/07.

***A 2.00% redemption fee is imposed on any shares redeemed within 30 days of their initial purchase. The redemption fee does not apply to shares purchased with the reinvestment of dividends, capital gains or exchanges.

Morningstar Ratings reflect risk-adjusted performance and are derived from a weighted average of the fund's 3-, 5- and 10-year (if applicable) Ratings. For the periods ended September 30, 2008 the fund received 3-Stars Overall among 944 funds and 3-Stars for the 3-, 5- and 10-year periods among 944, 723 and 427 funds, respectively, in the Morningstar Moderate Allocation category.

The Morningstar Ratings formula measures the amount of variation in a fund's performance and gives more emphasis to downward variations. Ratings are subject to change every month. The top 10% of the funds in the category receive 5 stars; the next 22.5% 4 stars; the next 35% 3 stars; the next 22.5% 2 stars; and the last 10% 1 star.

This report is not an offer for sale of shares in this portfolio. Shares are sold only through the current prospectus, which must precede or accompany this report. Investors should take into consideration the investment objectives, risks, charges and expenses of the New Century Portfolios carefully before investing. The prospectus contains these details and other information and should be read carefully before investing. Total return figures are quoted net of fees and include reinvestment of all dividends and capital gains. Fund composition and performance returns are historical.

Fund Holdings

Large Cap

American Funds Amcap A
Dodge & Cox Stock
iShares Russell 1000 Growth Index
iShares Russell 1000 Value Index
iShares S&P 500 Index Trust
John Hancock Large Cap Equity I
Marsico 21st Century
PowerShares Dynamic Market
Wells Fargo Advantage Endeavor Select A

Mid Cap

Columbia Acorn Select A
iShares S&P Mid Cap 400 Value Index
S&P MidCap 400 Depository Receipts

Small Cap

iShares S&P Small Cap 600 Growth Index

International

Dodge & Cox International Stock
First Eagle Global A
Harbor International
iShares MSCI EAFE Index

Sector

Fidelity Select Utilities Growth
iShares Dow Jones US Energy Sector Index
iShares GSSI Natural Resources Index

High Yield Bonds

Loomis Sayles Institutional High Income

Worldwide Bonds

Loomis Sayles Global Bond I
Templeton Global Bond A

Convertible Bonds

Davis Appreciation & Income A

Government/Corporate Bonds

American Century Target Maturities Trust Series 2015
Calvert Social Investment Bond I
Dodge & Cox Income
Loomis Sayles Bond I

NEW CENTURY PORTFOLIOS

New Century Portfolios offers a unique, effective investment option—actively managed portfolios of mutual funds. Market timing and over-exposure to investment trends are avoided by investing in solidly-managed mutual funds with market-wise diversification, strong performance histories and reduced risk.

Portfolio	Objective	Morningstar Category
Capital	Capital growth, and as a secondary objective, to earn income	Large Blend
Balanced	To earn income, and as a secondary objective, to provide capital growth	Moderate Allocation
Opportunistic	Capital growth, without regard to current income, while managing risk	Large Growth
International	Capital growth, and as a secondary objective to earn income, through exposure to U.S. and foreign markets	Foreign Large Blend
Alternative Strategies	Long term capital appreciation and to earn income, while managing risk	Moderate Allocation



NEW CENTURY
PORTFOLIOS

©2008 Morningstar, Inc. All Rights Reserved. The information contained herein: (1) is proprietary to Morningstar and/or its content providers; (2) may not be copied or distributed; and (3) is not warranted to be accurate, complete or timely. Neither Morningstar nor its content providers are responsible for any damages or losses arising from any use of this information.